

BEFORE & AFTER SCHOOL CHILD CARE ONLINE APPLICATION INSTRUCTIONS FOR PARENTS



- Go to the Before & After School Child Care website:
<https://www.browardschools.com/bascc>
- Click on:




Registration for Before and After School Child Care
Click Here

- Scroll down to select your child's school, then click "Submit":

Select Your School

School 

- To proceed, click on the icon circled below:

Provider	Phone	School	Directions	Location No	Click Here To Register
School 754-Board 323-Operate	330	 Elementary School		3181	

- Enter log-in information. The account name is "web"; leave the password blank. Click on, "Sign In".


Sign in to open "Program Data Management System".

- Click, "Go"; click, "OK". The Parent Handbook will pop-up. After reviewing it, click on the "x" to close it. You will be able to begin your application.
- Select your school from the dropdown menu; click "Go".

Before and After School Child Care
Thursday, October 1, 2020
Registering Parent/Guardian Menu

Select a School - Selecciona una escuela - Seleccione uma escola - Chwazi yon lekòl

Please enter an active and monitored email address, as this will be the form of communication regarding your child's application.
Please review all sections carefully, as some information has changed due to COVID-19.
Please fill out application completely. You will need your child's Student Number, School Name, SBBC personnel number (staff only).
This is an application and does not guarantee enrollment in the program.




- If you are starting a new application, select "New Application". If you are updating an existing application, select, "Update Application". Note: If you are updating an existing application, you must have your original application number.

Thursday, October 1, 2020
Registering Parent/Guardian Menu

New Application
Registering Parent/Guardian (New Application) - Click Here

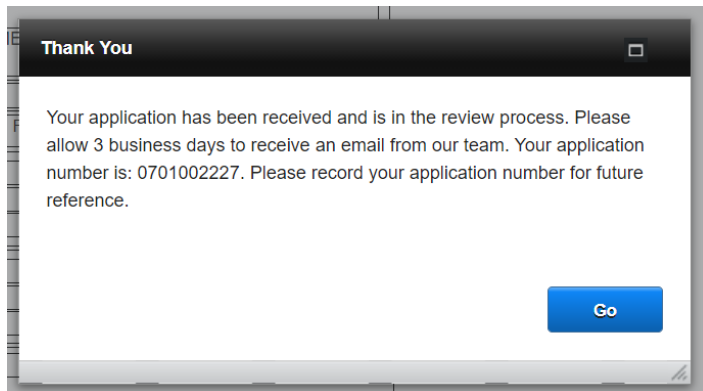
Update Application
Registering Parent/Guardian Update Application - Click Here



- Fill out the application.

Important Reminders:

- Ensure you provide a monitored email address. Updates and communication regarding your child's application to the program will arrive via email.
- Initial all the items on the last page of the registration form. This ensures you have read and agree to the items on the Parent Handbook.
- Provide at least two emergency contacts, other than yourself.
- Sign the page by typing your first and last name where indicated.
- If you have completed your application, you will receive a pop up:



- You will receive an email within three business days from your program's supervisor informing you if your child had been accepted into the program or placed on the waitlist.
- All communication will include your application number. Please make a note of it.
- If you are accepted, you will need to make your payment on the e-Store.
- If your child is put on a waitlist, the supervisor will contact you when space becomes available.
- If you have any questions, please contact your school and speak with the program supervisor.